

# Use 'Get the Gist' to Summarise a Chapter or Story

Gist for first paragraph/section

Gist for second paragraph/section

Gist for third paragraph/section

Gist for fourth paragraph/section

Summary

# Summary Bookmarks

Copy, back and laminate the bookmarks below.

## Sum It Up

1. Preview the text by looking at headings, subheading, **skim the text** pictures, etc. Then read the selection carefully.



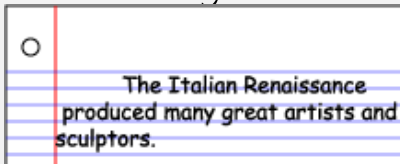
2. **Highlight** VIPs (very important points).

3. Create an A+ B + C topic sentence.

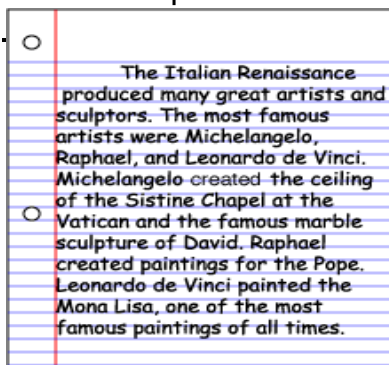
*A = identify the title or main heading*

*B = select a strong verb (do not use is or was)*

*C = finish your thought with the big idea.*



4. Now add on your VIPs. Be sure to write them as complete sentences.




## Get the Gist

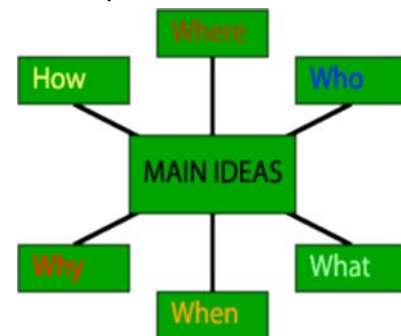
1. Preview the text by looking at headings, subheading, pictures, etc.



2. Then read the selection carefully.



3. **Highlight** the who, what, when, where, why and how of the text.



4. Write a 20 word 'gist' summary using the information you have highlighted.

THE GIST